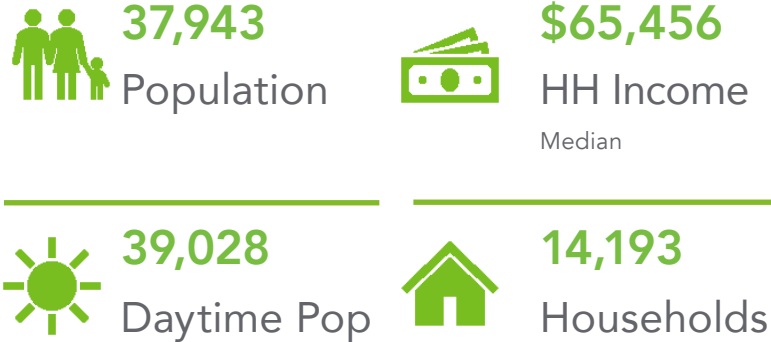


City Contact Information



Diane Drussell, CEcD
Operations Director
Victoria Economic Development Regional Partnership
dianedrussell@victoriaedc.com
361.485.3190
101 W Goodwin Ave, Suite 322, Victoria, TX 77901
victoriaedc.com

Custom Trade Area Demographics

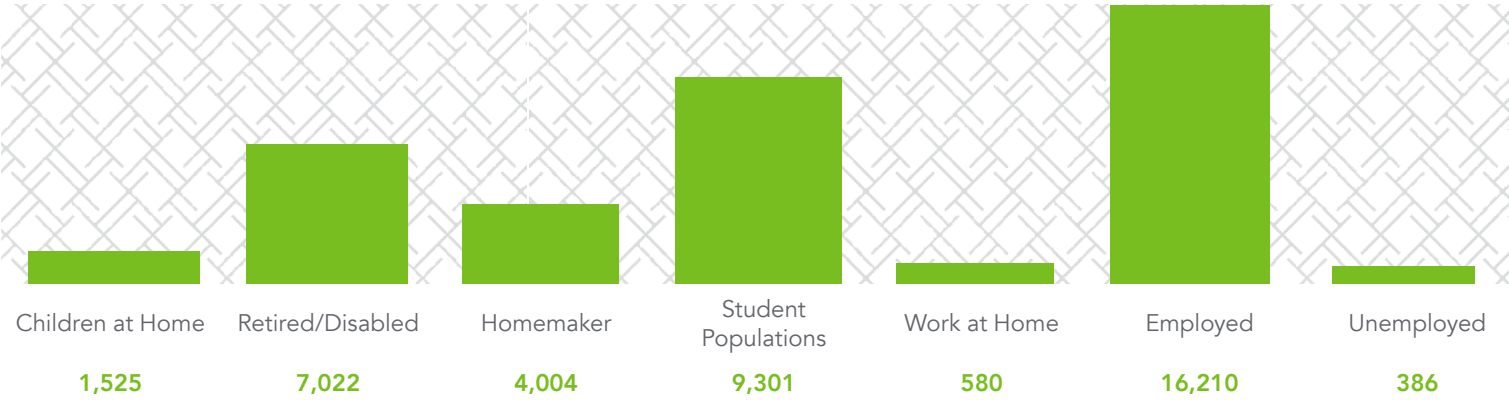


GAP Analysis



Foodservice and Drinking Places	\$26,960,582
Building Material and Garden Equipment	\$22,241,563
Gasoline Stations	\$15,047,301
Furniture and Home Furnishings Stores	\$9,359,690
Clothing & Clothing Accessories Stores	\$8,212,268
Sporting Goods, Hobby, Book, Music Stores	\$6,553,777
Electronics & Appliance Stores	\$4,058,475

Daytime Population



Peer Analysis

The Peer Analysis, developed by Retail Strategies and Tetrad, identifies retail areas with similar demographics and retail characteristics. It uses data from a 5 or 10 minute drive time from major comparable retail corridors across the country.

Kerrville, TX	1216 Junction Hwy
Bay City, TX	4600 7th St
Pleasanton, TX	2151 W Oaklawn Rd
Mineral Wells, TX	601 No. FM 1821
Vidor, TX	1360 N Main St
El Campo, TX	3413 West Loop
Taylor, TX	3701 N Main St
Fredericksburg, TX	1435 E Main St



retail strategies // retail academy

Port Lavaca, Texas

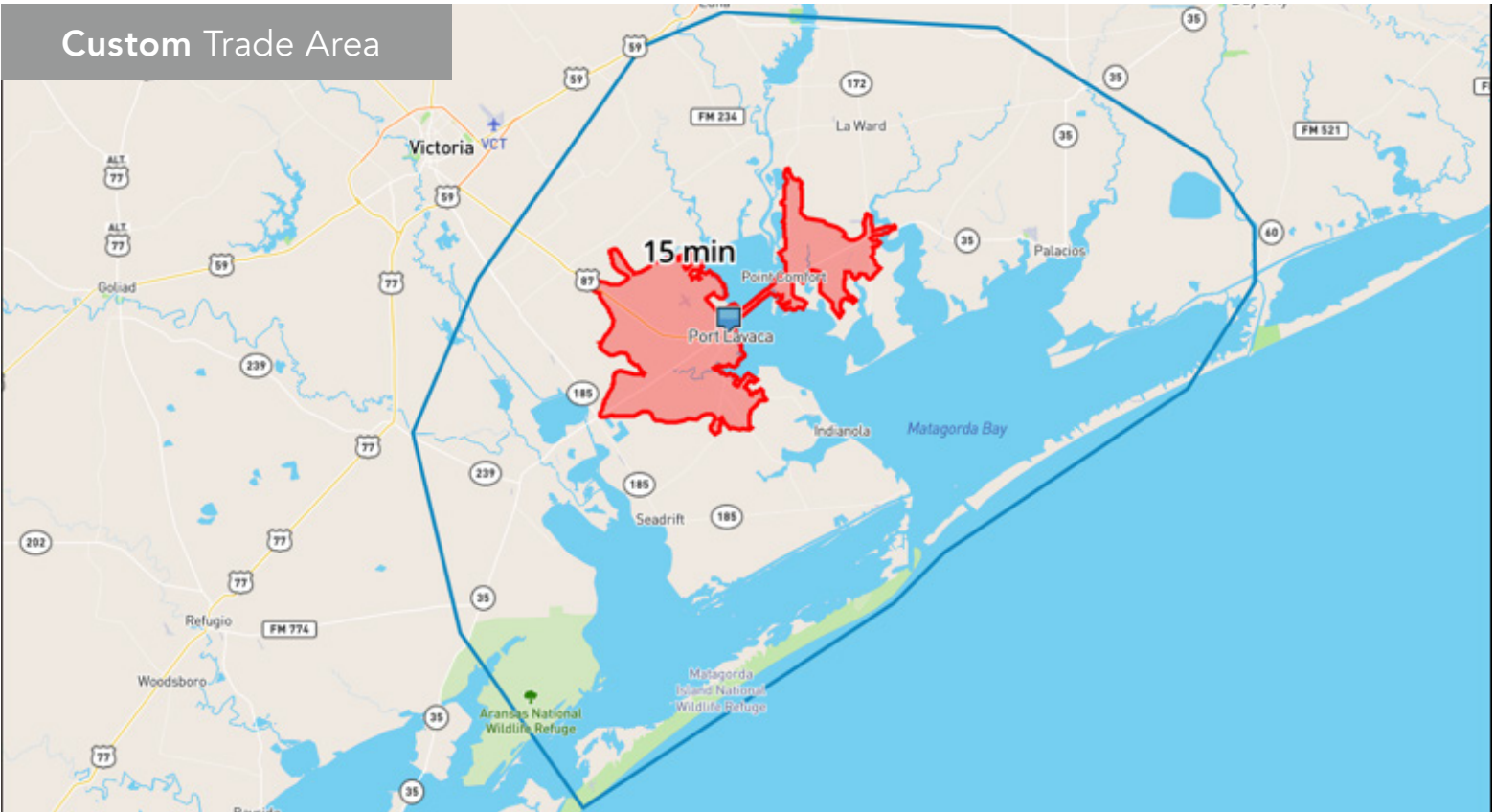
Market Guide



Demographics

Distance	3 Miles	5 Miles	10 Miles	5 Minutes	10 Minutes	15 Minutes
2024 Est. Pop	11,936	13,950	16,351	6,024	14,500	15,492
Daytime Pop	14,940	17,006	20,094	9,940	18,198	19,495
Median HH Income	\$63,083	\$64,142	\$65,182	\$65,364	\$64,335	\$64,612
Households	4,300	5,023	5,987	2,211	5,221	5,592

Custom Trade Area



Port Lavaca, Texas

